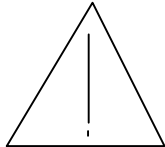
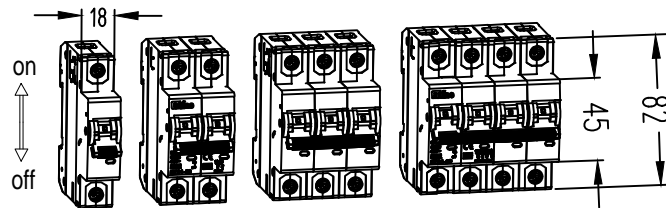


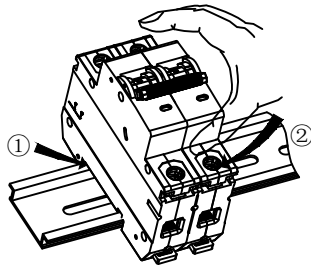
# ETB1-63 Instruction Manual



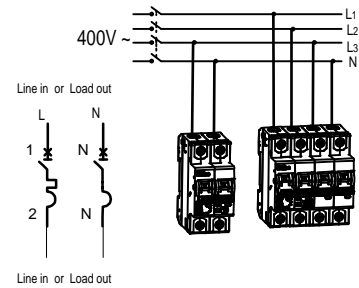
## WARNING:

Products should only be installed by qualified technicians with electrical experience

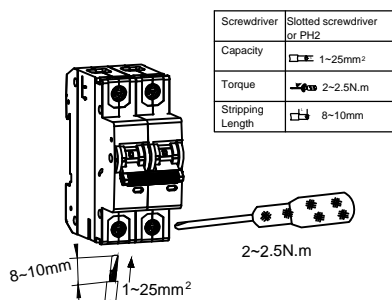
### 1. Install the MCB onto the DIN-rail



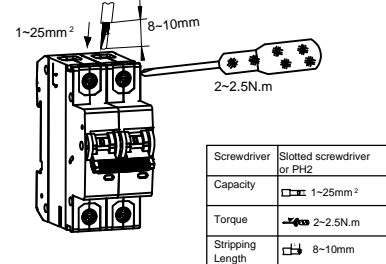
### 2. Wiring diagram



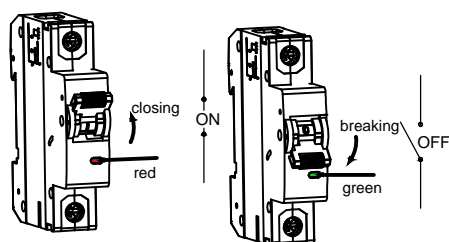
### 3. Connecting the load line



### 4. Connecting the power line



### 5. Status Indicator



### 6. Disassembly: Take out the load line and power line, then remove the MCB from the DIN-rail

